


TOP VIEW Standard perforated pattern - 1,024 holes 13/32" dia.



**SPECIFICATIONS**

*General information*

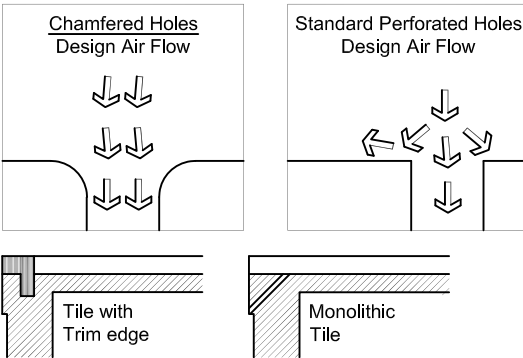
- 60 cm square. Panel Weight: 4.75 lbs./ft² (227 Pa) bare.
- Panel height shall be 1.89" (4.8 cm) without covering.
- Die cast aluminum construction.
- 23% open area.
- Class A flame spread rating.
- Non-combustible material.
- Available with coatings.
- Optional standard perforated patterns (refer to FF1250 specification)
- Compatible with FF3000 solids, perforated panels (Refer to FF1250 specification).

**UNDERSTRUCTURE OPTIONS**

- |  |                                     |                                 |
|--|-------------------------------------|---------------------------------|
| <i>System Type</i>                                   | <i>Aluminum Base</i>                | <i>Steel Base</i>               |
| <i>(Select One)</i>                                  | <i>(Select base)</i>                |                                 |
| <input type="checkbox"/> Stringerless                | <input type="checkbox"/> Type A 5X5 | <input type="checkbox"/> Type 6 |
| <input type="checkbox"/> Cornerlock                  | <input type="checkbox"/> Type B 6X6 |                                 |
| <input type="checkbox"/> 2' bolted aluminum stringer | <input type="checkbox"/> Type 800   |                                 |
|  | <input type="checkbox"/> Type 600   |                                 |

**PACKAGING OPTIONS - refer to FF1250 specification**

- Understructure*
- Standard Packaging     Cleanroom Packaging
- Panels*
- Standard Packaging     Cleanroom Packaging



**COVERING OPTIONS**

- Tile factory laminated with trim edge or monolithic (mono)
- |   |                                   |                               |
|---|-----------------------------------|-------------------------------|
| <input type="checkbox"/> 1/8" Conductive vinyl _____ (Color) _____                | <input type="checkbox"/> E-coated | <input type="checkbox"/> Mono |
| <input type="checkbox"/> 1/8" Static Dissipative _____ (Color) _____              | <input type="checkbox"/> E-coated | <input type="checkbox"/> Mono |
| <input type="checkbox"/> 1/8" Low Emission Conductive Vinyl _____ (Color) _____   | <input type="checkbox"/> E-coated | <input type="checkbox"/> Mono |
| <input type="checkbox"/> 1/8" Low Emission Static Dissipative _____ (Color) _____ | <input type="checkbox"/> E-coated | <input type="checkbox"/> Mono |

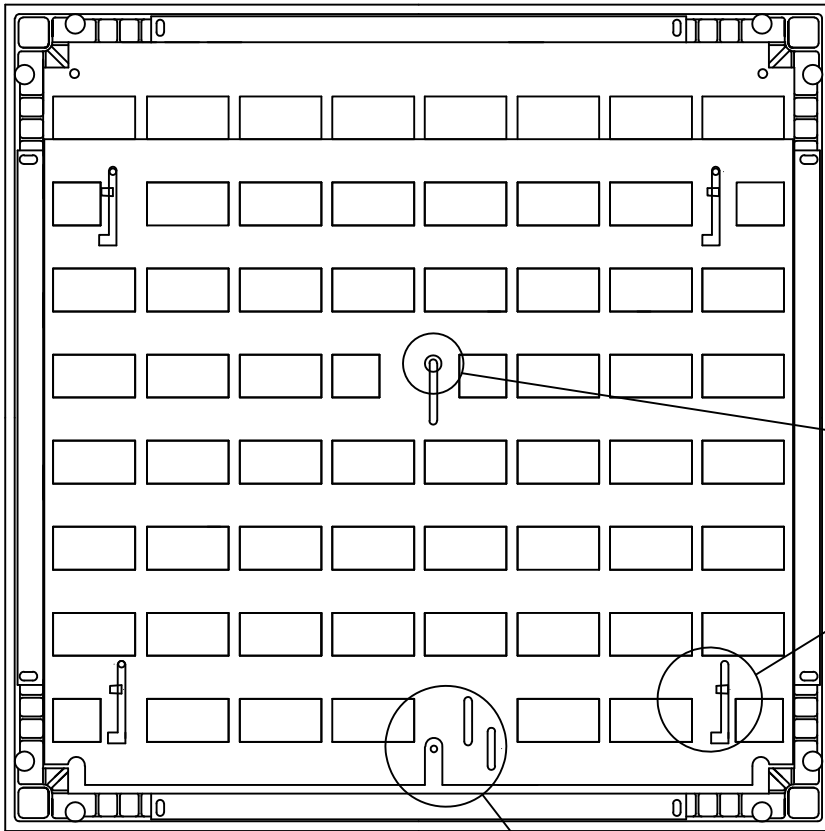
**System Performance Criteria**

System performance criteria are the most important to consider because they represent the performance in a typical installation. Panel only criteria such as concentrated load is often used to specify floor systems however, the test is not representative of an actual installation because it is performed with the panel resting on blocks, not actual understructure.

System Performance Criteria (Tested on Actual Understructure)*							
System Type	Understructure	SYSTEM WEIGHT	STATIC LOADS		ROLLING LOADS		IMPACT LOADS
			Design Loads	Safety Factor (min. 2.0)	10 Passes	10,000 Passes	
FF1250 Perforated	Stringerless / Cornerlock	6.0 lbs / ft² 29 kg / m²	1250 lbs 567 kg	Pass	1000 lbs. 454 kg	1000 lbs. 454 kg	100 lbs. 45.4 kg
	Bolted Stringer	6.5 lbs / ft² 32 kg / m²	1250 lbs 567 kg	Pass	1000 lbs. 454 kg	1000 lbs. 454 kg	100 lbs. 45.4 kg

\*System load definitions and test procedure descriptions can be found in the Standard Product Tests and Methodology Guidelocated in the Resources section of Tate's web-site, [www.tateaccessfloors.com](http://www.tateaccessfloors.com).

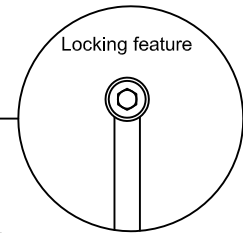
BOTTOM VIEW WITH OPTIONAL AIR EXACT DAMPER



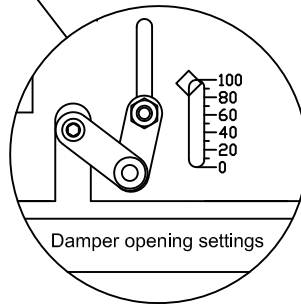
**AIR EXACT DAMPER**

*General information*

- Locking feature locks damper at desired setting from top.
- Easily disassembles for cleaning.
- Adjustable from top with standard T-handle allen wrench.
- Compatible with FF1250, FF3000 perforated panels and grates.
- Opening setting is clearly visible from top.
- Same standard 5/32" T-handle allen wrench for adjusting damper and locking it in place.
- Material: Aluminum alloy 5062.
- 55 slotted openings of approximately 0.94 cm X 0.44 cm.



Tab for easy disassembly and cleaning



100 represents fully open  
0 represents fully closed

**DOWNWARD AIR FLOW PERFORMANCE**

**Chamfered Holes**

Static Pressure (in H <sub>2</sub> O)	FF 1250 Perforated No Damper	Damper Percent Open							
		20%	30%	40%	50%	60%	70%	80%	100%
		Airflow in CFM							
.02	625	244	303	353	399	441	470	492	532
.04	884	346	428	500	564	624	665	695	752
.06	1083	423	525	612	690	764	815	852	921
.08	1251	489	606	707	797	882	941	983	1063
.10	1398	547	677	790	891	986	1052	1099	1188

Downward air flow performance is tested with 1/8" tile with standard 1,024 each 13/32" diameter perforation holes.